



# How to order HD8000 series

Series	Spring Size	Options	Arm	Cover Options	Fasteners	Finish
HD8000	16	DA	AF80P	PC	SNTPK	689

(Bold Standard)




### Spring size

- 16 Adjustable size 1-6 to meet barrier-free ADA requirements
- 56 Adjustable size 5-6 +50% power over size 6 to meet PT4C requirements

Finishes (Painted)		Finishes (Plated)	
600	Primed	605	Polished brass
689	Aluminum (standard)	606	Satin brass
690	Statuary bronze	611	Polished bronze
691	Dull bronze	612	Satin bronze
693	Black	613	Oxidized satin oil-rub bronze
695	Dark duranodic bronze	618	Polished nickel
696	Gold	619	Satin nickel
Custom color (RAL color) Designer color match		625	Polished chrome
		626	Satin chrome

Options		Fasteners	
DA	Delayed Action	SNTPK80	Standard self-drilling, self tapping and through bolts for steel or aluminum door and frame applications (replacement pack)
AVB	Advanced Variable Backcheck	TX80	Torx security screws
DA AVB	(combination of above)		

ARM descriptions	
<b>AF80P</b>	Flat form arm, tri-pack (standard)
AF80J	Top jamb-flat form arm for 4–8" reveal
FH	Friction hold open arm
FHP	Friction hold open arm, tri-pack
FHJ	Top jamb friction hold open arm for 4–8" reveal
PH	Regular/Top jamb plunger hold open arm
PHP	Parallel/Top jamb plunger hold open arm
DS	Heavy duty parallel arm with stop
DS/R	Heavy duty parallel arm, stop with LCN PA foot
DS/RCP	Heavy duty parallel arm, stop with LCN PA foot & CP4040 conversion plate
DST	Heavy duty parallel arm with hold open and stop
DST/R	Heavy duty parallel arm, hold open, stop with LCN PA foot
DST/RCP	Heavy duty parallel arm, hold open, stop with LCN PA foot & CP4040 conversion plate
SDS	Heavy duty parallel arm with compression stop
SDS/R	Heavy duty parallel arm, compression stop with LCN PA foot
SDS/RCP	Heavy duty parallel arm, compression stop with LCN PA foot & CP4040 conversion plate
SDST	Heavy duty parallel arm with hold open and compression stop
IS	Heavy duty regular/top jamb arm with stop
ISH	Heavy duty regular/top jamb arm with hold open and stop
SIS	Heavy duty regular/top jamb arm with compression stop
SISH	Heavy duty regular/top jamb arm with hold open and compression stop
ISJ	Heavy duty top jamb arm with stop for 3-1/2–6-1/2" reveal
ISJH	Heavy duty top jamb arm with hold open and stop for 3-1/2–6-1/2" reveal
SISJ	Heavy duty top jamb arm with compression stop for 3-1/2–6-1/2" reveal
SISJH	Heavy duty top jamb arm with hold open and compression stop for 3-1/2–6-1/2" reveal
SPA	Heavy duty parallel arm
SPA/R	Heavy duty parallel arm with LCN PA foot
SPA/RCP	Heavy duty parallel arm with LCN PA foot & CP4040 conversion plate
SPAT	Heavy duty parallel arm with thumb-turn hold open
SPAT/R	Heavy duty parallel arm, thumbturn hold open with LCN PA foot
SPAT/RCP	Heavy duty parallel arm, thumbturn hold open with LCN PA foot & CP4040 conversion plate
T	Track arm, pull side door mounted
FT	Flush track arm, push side transom mounted
JT	Jamb track, pull side frame mounted
PT	Push track arm, push side soffit mounted
TDE	Track arm double egress, pull side frame mounted
TH	Track arm with hold open, pull side door mounted
FTH	Flush track arm with hold open, push side transom mounted
JTH	Jamb track with hold open, pull side frame mounted
PTH	Push track arm with hold open, push side soffit mounted
TDEH	Track arm with hold open double egress, pull side frame mounted
LA	Less arm

Covers	Certifications
PC	Plastic (standard)
OPC	Over-sized plastic
MC	Metal, non-handed (removable mouse hole)
LL	Lead lined, non-handed (removable mouse hole)
	 ANSI / BHMA 156.4 Grade 1
	 ANSI/ICC A117.1 and ADA for barrier-free accessibility (size 1-6, when adjusted to size 1)
	 UL10C listing; UL 228 & CAN / ULC-S133

For questions about ordering and to be sure you get the right configuration for your needs, [contact your BEST dormakaba sales representative](#).  
 6161 East 75th Street, Indianapolis, IN 46250 USA | [855-365-2407](tel:855-365-2407) | [bestaccess.com](http://bestaccess.com)