

Keystone Web by BEST

Tracking keys, assigning access levels, and documenting keyholder and door information are complex and timeconsuming tasks. Keystone Web from BEST can make your job easier and your security stronger by providing a scalable, streamlined and simple way to manage every aspect of mechanical access control.

With an intuitive user interface, it stores information on every component of your mechanical security so you can easily manage the number of keys, cores and users across multiple buildings. And because it is developed with masterkey logic—pioneered by BEST—Keystone Web is more than a simple recording tool. It serves as an extension of your masterkeying protocol, ensuring the security and integrity of each opening that is combined into the system.

Scalable. Streamlined. Simple.

MINIMUM SOFTWARE PREREQUISITES:

- SQL Server 2014 Express or greater
- Net Framework 4.5 or greater

MINIMUM SUPPORTED OPERATING SYSTEMS:

- Windows 7 Professional 32/64 bit (Standalone PC)
- Windows 2008/2012 Server with 32/64 bit

MINIMUM HARDWARE REQUIREMENTS:

- 1.4 GHz or faster processor
- 4 GB of RAM (8 GB recommended)
- 20 GB available hard disk space (100 GB recommended)

BROWSER REQUIREMENTS:

- Internet Explorer 10 or greater or Microsoft Edge browser
- Latest Firefox or Chrome Internet browsers



CORPORATE HEADQUARTERS

6161 EAST 75TH STREET
INDIANAPOLIS, IN 46250 USA
Phone 855-365-2407

bestaccess.com

For questions about ordering and to be sure you get the right configuration for your needs, contact your BEST dormakaba sales representative.
6161 East 75th Street, Indianapolis, IN 46250 USA | [855-365-2407](tel:855-365-2407) | bestaccess.com

BEST is a trademark of dormakaba Holding® 2020 All rights reserved. BEST is a member of the dormakaba Group, one of the top three providers for access and security solutions, globally.


BA-0291

dormakaba



BEST
dormakaba Group

Simplified Key Management Keystone web by BEST



Scalable. Streamlined. Simple.

Keystone Web Features

User-Friendly Software Interface

- Simple and intuitive navigation
- Customizable dashboard
- Seamless data migration for existing Keystone 600N5 users

Easy Data Entry/Import

- Active directory synchronization to seamlessly create and update personnel records
- Continual import of masterkey codes
- Self-serve template to quickly input door/people information

Enhanced Functionality

- Configurable email notifications
- Standard and customizable reporting
- Immediate online password retrieval
- Built-in key agreement templates with editable fields
- Global search feature

Greater Flexibility

- Browser-based (intranet) application
- Standalone or network capable
- LAN or WAN compatible

High Security

- 128-bit AES encryption
- Integrated password policies
- On-premise application with internal firewall protection



Import and upload data at any point, making it simple to grow your database right along with your key system.



Use active directory to reduce the amount of manual entry—and the opportunities for error.



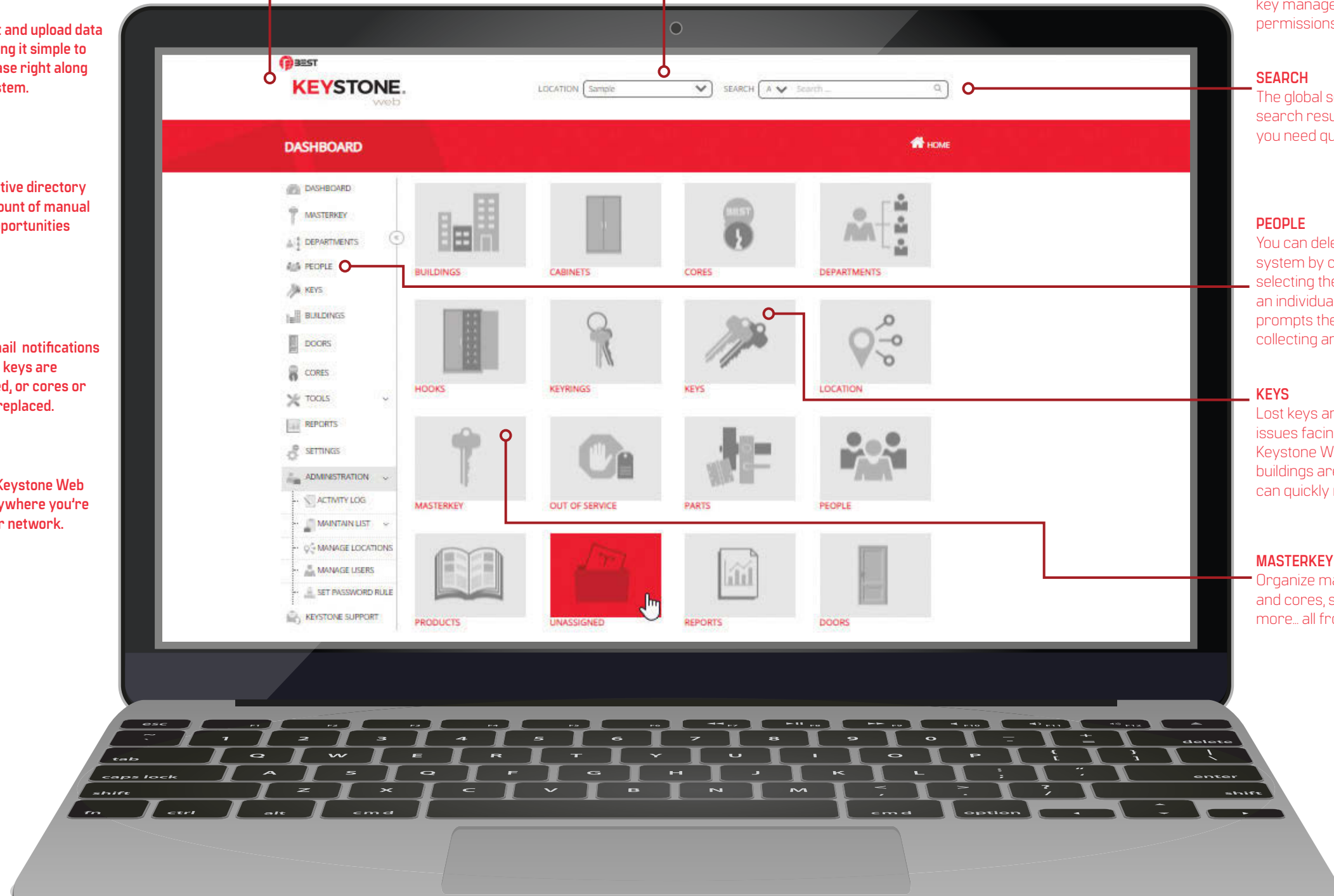
Set email notifications to alert you when keys are issued or returned, or cores or components are replaced.



Access Keystone Web from anywhere you're connected to your network.

The dashboard is the control center of Keystone Web.

You can easily navigate the site either via the links on the left pane or the visual tiles on the page. And you can personalize the dashboard so you only see tiles that are most relevant to you.



LOCATION

Use the locations feature to segment key management by building and assign permissions to facilities.

SEARCH

The global search feature improves search results and helps you find what you need quickly and easily.

PEOPLE

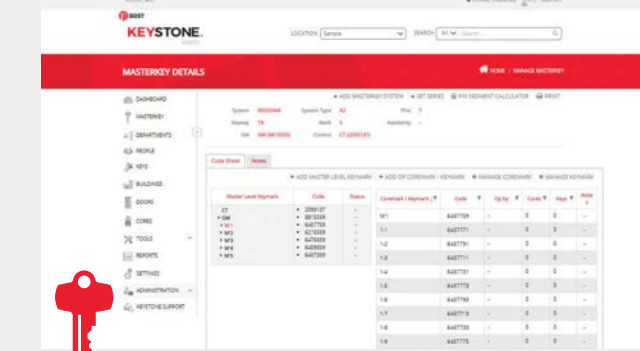
You can delete an individual from the system by clicking on the people icon and selecting the delete button. This removes an individual from the active list and prompts the system to ask you about collecting and/or reissuing keys.

KEYS

Lost keys are one of the most prominent issues facing facility maintenance teams. Keystone Web identifies which doors/buildings are affected by a lost key, so you can quickly re-secure the facility.

MASTERKEY

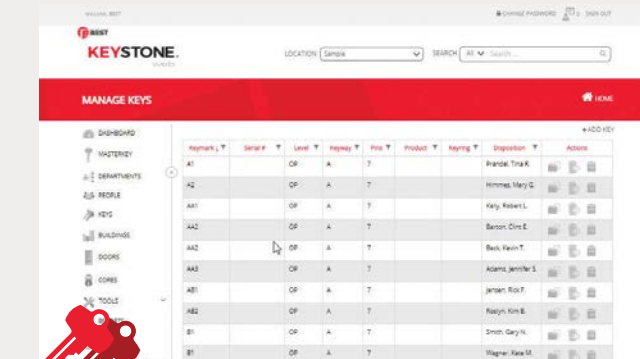
Organize masterkey access, track keys and cores, search and filter data and more... all from the Masterkey screen.



MASTERKEY

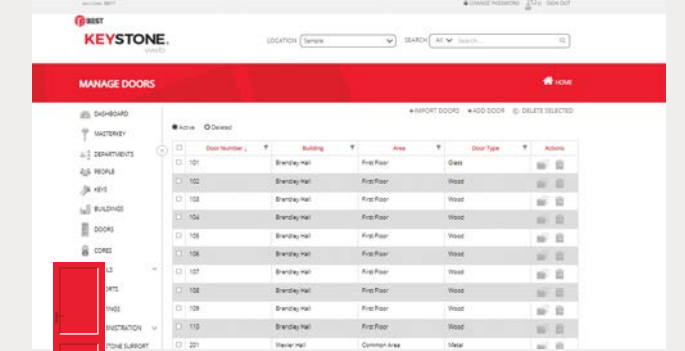
The Masterkey section is the heart of Keystone Web. It allows you to:

- Organize masterkey hierarchy and access
- Automatically create or update coremarks and keymarks
- Identify crossovers or phantom keys
- Consolidate all masterkey transactions on one screen
- View and print pin segment calculations for combining cores



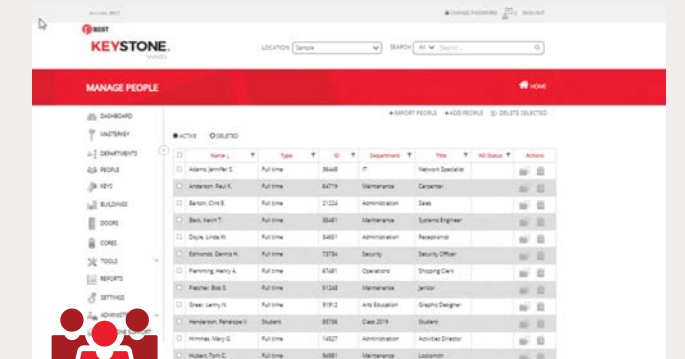
KEYS

Use the Keys section to see a complete list of keys by keymark, keyway, serial number and more. And click on the clipboard icon to view details of each key, including all the cores, doors and buildings associated with the key.



DOORS

A complete list of doors is included in the Doors section. The door number, building, area and door type are listed for every door. Additionally, the details page provides everything associated with an opening, including core, component parts and history.



PEOPLE

The People section lists keyholders in your organization, including their title, department and ID. When you click on the action buttons, you can update information about the person and view more specific details, including all the keys associated with an individual and what doors they can open. Additionally, you can issue, return or transfer keys from one person to another.

FREE
90-DAY
DEMO

Sign up for a free 90-day demo!
www.bestaccess.com/keystonewebdemo/